


ABORIGINAL AND TORRES STRAIT ISLANDER FLAGS

This is a favourite activity for helping children to learn about the colours and meaning of the Aboriginal and Torres Strait Islander flags.




Cut the crepe paper into 3-5cm squares.

Place the squares into flat containers.



Place small amount of glue onto the template. This can be done using a brush to make it easier.

With the scrunched up crepe paper, place it on the template in the right areas of the flag. Continue doing this until it is fully covered.



When completed, children can cut out their flag and stick it to a small branch. Alternatively they can be attached to a length of string with tape and hung across the room.

WHAT YOU NEED

- Aboriginal and Torres Strait Islander flag templates, on next two pages of this book
- Crepe paper in flag colours
- Hobby glue and scissors
- Paint brush for the glue

The Aboriginal Flag was designed by Luritja Elder, Harold Thomas.

The top half is black, representing the Aboriginal people of Australia.

The bottom half is red, and represents the land we live on.

The circle is yellow to represent the sun, the constant giver of life.

The flag was first flown in 1971.

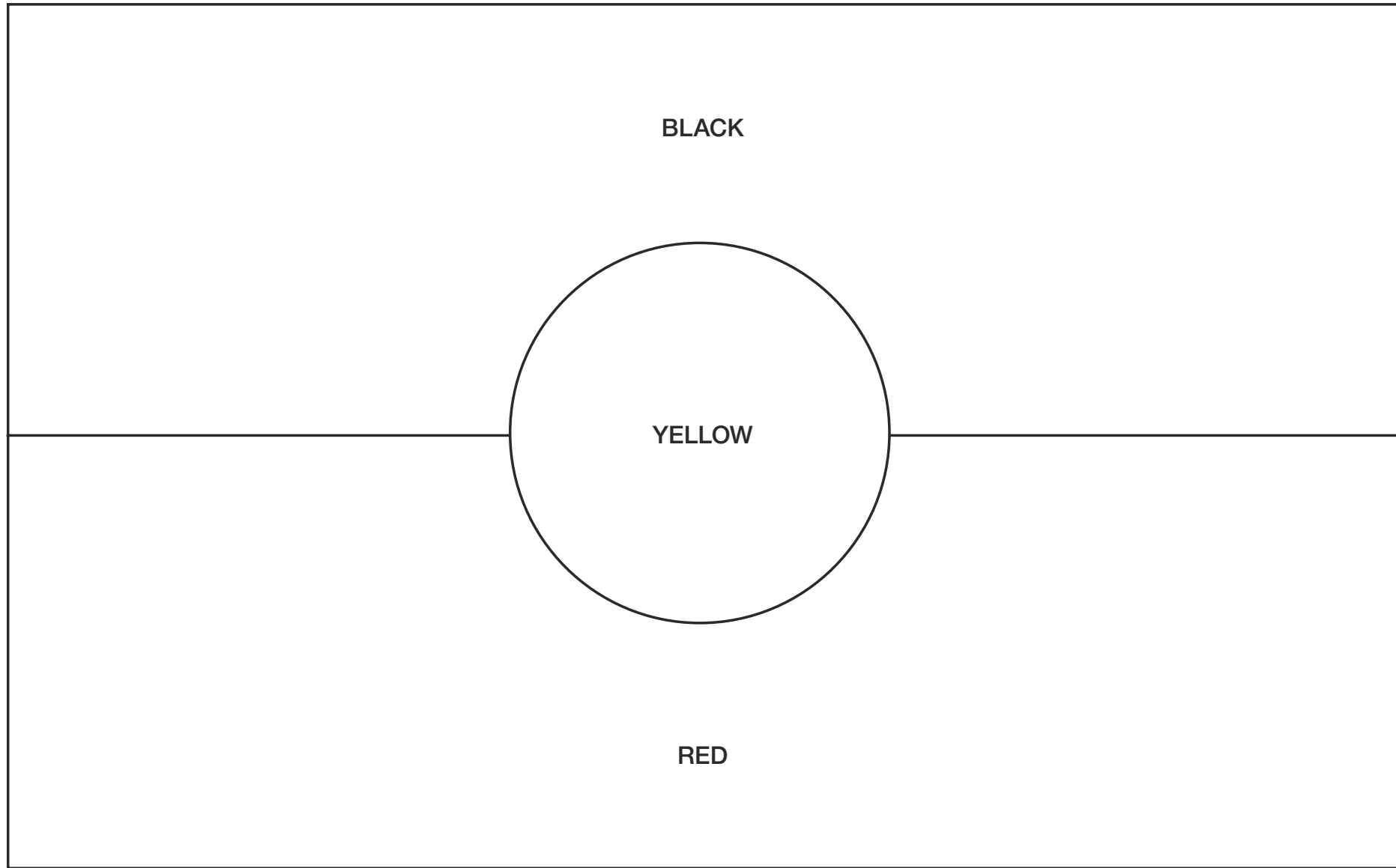
The Torres Strait Islander Flag represents unity and identity of all Torres Strait Islanders. The design was created by the late Bernard Namok of Thursday Island.

The green horizontal stripes at the top and bottom of the flag represent the land, the two black horizontal stripes represent the people, the blue horizontal stripe in the centre represents the sea. The white dhari (headdress) positioned in the centre represents all Torres Strait Islander people. The five pointed star represents the five major island groups in the Torres Strait. The colour white of the star represents peace.

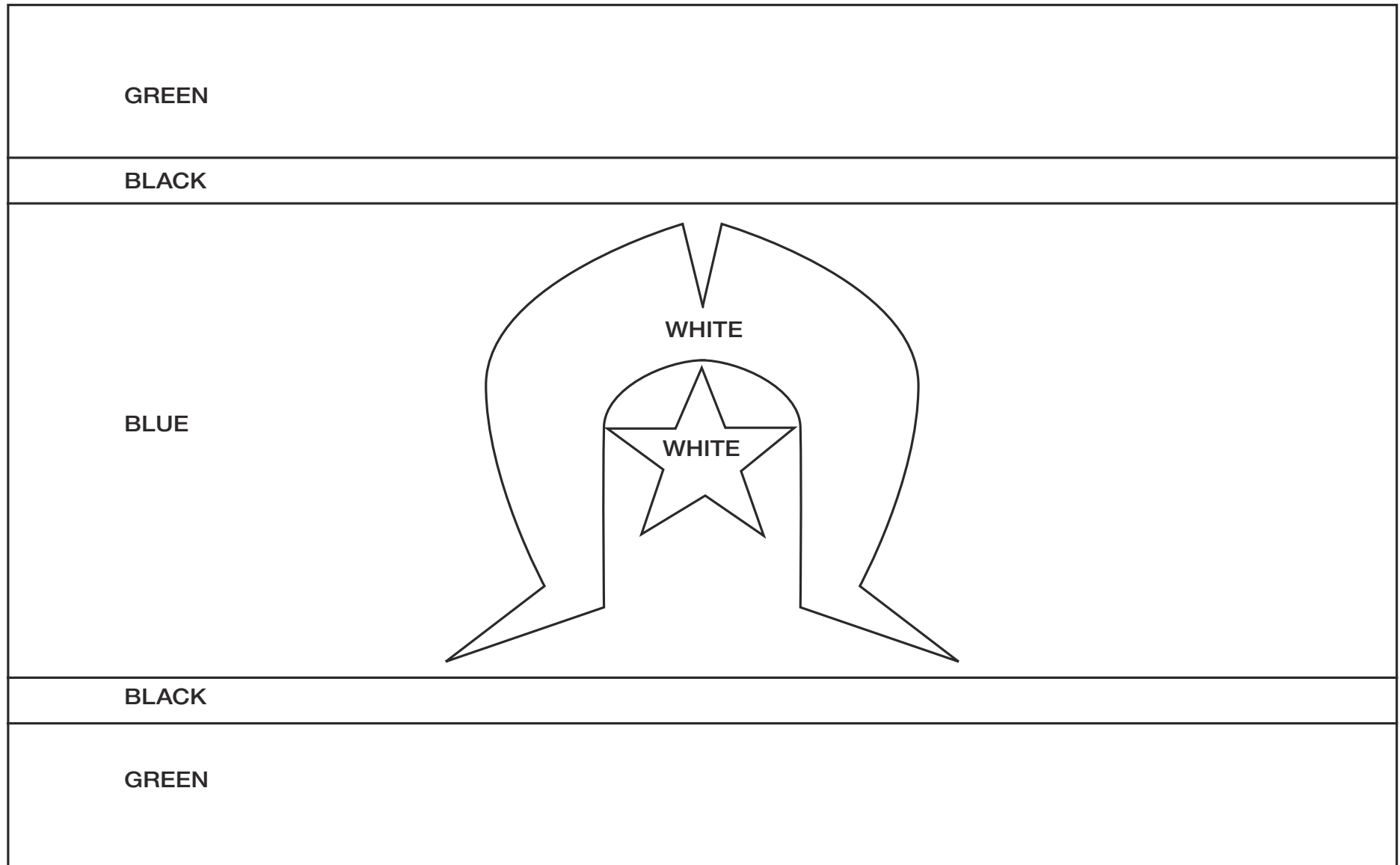
The flag was first launched in 1992.

© Copyright of the Aboriginal flag is held by **Harold Thomas**. Copyright of the Torres Strait Island flag is held by the **Torres Strait Islands Regional Council (TSIRC)**. This activity is designed by **Sue Nowland**. SNAICC encourages services to reproduce and use this activity, however the activity cannot be reproduced for general distribution. Terms of the copyright prohibit the sale of this activity.

Aboriginal flag template



Torres Strait Islander flag template



National Aboriginal and Torres Strait Islander
Children's Day, 4 August

© SNAICC – National Voice for our Children

